




One good group photo is more useful than 10 bad candid pictures!

RULES OF PHOTOGRAPHY



Rule of Thirds

A composition guideline that places your subject in the left or right third of an image, leaving the other two-thirds more open.


It helps draw the viewer's eye into the image and places more emphasis on the subject.



Angles

The degree at which the camera points towards the subject.


Eye-level, low and high angles, over the shoulder



Find the Frames

Drawing focus to the subject in the photo by blocking other parts of the image with something in the scene.


Shoot through: Doorway, chairs, students, branches, curtains, pencils, books



Loving Lines

Lines in the scene create a sense of depth or spatial relationship between objects in a photo.

Lines can be buildings, ceiling tiles, desks, hallways, etc.



Distance

- Wide: You see beyond the people in the frame.
- Medium: It feels close and comfortable, like you're part of a conversation.
- Close-up: You only see an object such as a hand, a phone, key, nametag, etc.